

# Voting System Post-Election Audit Report

County: Leon Date of Election: 11/3/20

Type of Audit (check applicable box):  Manual  Automated Independent

Precinct Number(s): All

Race (if Manual Audit): \_\_\_\_\_




1. Overall accuracy of the audit:  
100% of tabulated ballots were accurately tabulated by the audit system well within the 0.5% threshold.
2. Description of any problems or discrepancies encountered:  
No problems. The only discrepancies were the expected, minute differences in vote tallies across a few contests.
3. Likely cause of such problems or discrepancies:  
These small discrepancies are inherent in the slight programing differences between the tabulation system and the audit system.
4. Recommended corrective action with respect to avoiding or mitigating such circumstances in future elections:  
  
None needed.

### Check applicable box and sign below:

We hereby certify that the report of the voting system audit performed for the election is accurate and that attached are precinct summary reports for each precinct audited.

We hereby certify that a voting system audit was not done because a manual recount was conducted under s. 102.166, Florida Statutes.

Signatures of County Canvassing Board members:

Augustus D. Aikens, Jr.		11/18/20
Printed Name	Signature	Date
Nick Maddox		11/18/20
Printed Name	Signature	Date
Mark S. Earley		11/18/20
Printed Name	Signature	Date

**Ballots  
With Contest**

**Votes**

Choice	Ballots With Contest			Votes			Overvoted	Undervoted
	Comparison System	This System	Difference	Comparison System	This System	Difference	With Vote for this Choice	Without Vote for this Choice
<b>President (Vote for 1)</b>								
Joseph R. Biden	164,233	164,233	0	103,517	103,519	+2	111	620
Donald J. Trump	164,233	164,233	0	57,453	57,454	+1	30	620
Jo Jorgensen	164,233	164,233	0	1,344	1,344	0	28	620
Write-in	164,233	164,233	0	600	600	0	9	620
Howie Hawkins	164,233	164,233	0	271	271	0	64	620
Gloria La Riva	164,233	164,233	0	122	122	0	36	620
Roque "Rocky" De La Fuente	164,233	164,233	0	98	98	0	57	620
Don Blankenship	164,233	164,233	0	71	71	0	50	620
<b>Rep in Congr, D2 (Vote for 1)</b>								
Neal Dunn	79,559	79,559	0	47,294	47,294	0	1	21,774
Write-in	79,559	79,559	0	10,490	10,490	0	1	21,774
<b>Rep in Congr, D5 (Vote for 1)</b>								
Al Lawson	84,674	84,674	0	60,937	60,937	0	1	2,061
Gary Adler	84,674	84,674	0	21,674	21,675	+1	1	2,061
<b>State Senator, D3 (Vote for 1)</b>								
Loranne Ausley	164,233	164,233	0	99,391	99,392	+1	6	4,896
Marva Harris Preston	164,233	164,233	0	59,937	59,939	+2	6	4,896
<b>State Rep, D7 (Vote for 1)</b>								
Jason Shoaf	4,462	4,462	0	2,727	2,727	0	0	246
Taymour Khan	4,462	4,462	0	1,489	1,489	0	0	246
<b>State Rep, D9 (Vote for 1)</b>								
Allison Tant	106,711	106,711	0	58,868	58,869	+1	4	4,937
Jim Kallinger	106,711	106,711	0	42,901	42,901	0	4	4,937
<b>Super of Schools (Vote for 1)</b>								
Rocky Hanna	164,233	164,233	0	93,152	93,154	+2	16	7,854
Pam Hightower	164,233	164,233	0	62,531	62,530	-1	16	7,854
Write-in	164,233	164,233	0	679	679	0	1	7,854
<b>Sup Crt - Carlos G. Muñiz (Vote for 1)</b>								
Yes	164,233	164,233	0	82,196	82,197	+1	13	22,592
No	164,233	164,233	0	59,430	59,431	+1	13	22,592
<b>Dist Crt - Joseph Lewis Jr (Vote for 1)</b>								
Yes	164,233	164,233	0	98,898	98,902	+4	14	23,914
No	164,233	164,233	0	41,403	41,403	0	14	23,914
<b>Dist Crt - Scott Makar (Vote for 1)</b>								
Yes	164,233	164,233	0	85,177	85,178	+1	22	25,381
No	164,233	164,233	0	53,651	53,652	+1	22	25,381
<b>Dist Crt - Rachel Nordby (Vote for 1)</b>								
Yes	164,233	164,233	0	85,612	85,616	+4	16	25,740
No	164,233	164,233	0	52,861	52,861	0	16	25,740

**Ballots  
With Contest**

**Votes**

Choice	Ballots With Contest			Votes			Overvoted With Vote for this Choice	Undervoted Without Vote for this Choice
	Comparison System	This System	Difference	Comparison System	This System	Difference		
<b>Dist Crt - Tim Osterhaus (Vote for 1)</b>								
Yes	164,233	164,233	0	81,151	81,153	+2	12	26,531
No	164,233	164,233	0	56,537	56,537	0	12	26,531
<b>Dist Crt - Clay Roberts (Vote for 1)</b>								
Yes	164,233	164,233	0	88,639	88,643	+4	19	26,468
No	164,233	164,233	0	49,103	49,103	0	19	26,468
<b>Dist Crt - Adam S. Tanenbaum (Vote for 1)</b>								
Yes	164,233	164,233	0	81,668	81,671	+3	9	26,862
No	164,233	164,233	0	55,691	55,691	0	9	26,862
<b>Circuit Judge, G4 (Vote for 1)</b>								
Tiffany Baker	164,233	164,233	0	82,631	82,631	0	12	25,834
Amanda P. Wall	164,233	164,233	0	55,754	55,756	+2	12	25,834
<b>County Comm, At Lg, G1 (Vote for 1)</b>								
Carolyn Cummings	164,233	164,233	0	76,796	76,796	0	15	24,321
Kelly Otte	164,233	164,233	0	61,391	61,392	+1	16	24,321
Write-in	164,233	164,233	0	1,707	1,708	+1	8	24,321
<b>County Comm, D4 (Vote for 1)</b>								
Brian Welch	41,352	41,352	0	21,122	21,122	0	4	4,217
Bryan Desloge	41,352	41,352	0	16,008	16,009	+1	4	4,217
<b>City Comm, S2 (Vote for 1)</b>								
Curtis Richardson	101,426	101,426	0	60,738	60,741	+3	11	14,082
Bill Schack	101,426	101,426	0	26,593	26,592	-1	11	14,082
<b>Leon Soil, S5 (Vote for 1)</b>								
Kyle Frost	164,233	164,233	0	66,762	66,763	+1	9	36,829
James R. Billingsley	164,233	164,233	0	60,630	60,632	+2	9	36,829
<b>Capital Region CDD, S4 (Vote for 1)</b>								
Andrew Wiggins	3,358	3,358	0	1,392	1,392	0	2	820
Carl Mikyska	3,358	3,358	0	1,144	1,144	0	2	820
<b>Piney-Z CDD, S2 (Vote for 1)</b>								
Geraldine Cashin	1,194	1,194	0	454	454	0	0	179
Jack Glunt	1,194	1,194	0	377	377	0	0	179
Greg Moran	1,194	1,194	0	184	184	0	0	179
<b>Piney-Z CDD, S4 (Vote for 1)</b>								
Arthur Kirby	1,194	1,194	0	576	576	0	0	187
Reiner Kirsten	1,194	1,194	0	431	431	0	0	187
<b>1 - Amend - Citizenship (Vote for 1)</b>								
Yes	164,233	164,233	0	100,214	100,216	+2	13	6,958
No	164,233	164,233	0	57,045	57,046	+1	13	6,958
<b>2 - Amend - Minimum Wage (Vote for 1)</b>								
Yes	164,233	164,233	0	95,717	95,718	+1	22	4,961

**Ballots  
With Contest**

**Votes**

Choice	Ballots With Contest			Votes			Overvoted With Vote for this Choice	Undervoted Without Vote for this Choice
	Comparison System	This System	Difference	Comparison System	This System	Difference		
No	164,233	164,233	0	63,528	63,532	+4	22	4,961
<b>3 - Amend - All Voters Vote (Vote for 1)</b>								
Yes	164,233	164,233	0	78,727	78,729	+2	12	9,532
No	164,233	164,233	0	75,960	75,960	0	12	9,532
<b>4 - Amend - Voter Approval (Vote for 1)</b>								
No	164,233	164,233	0	90,137	90,138	+1	8	11,779
Yes	164,233	164,233	0	62,306	62,308	+2	8	11,779
<b>5 - Amend - Limitations on Homestead (Vote for 1)</b>								
Yes	164,233	164,233	0	93,043	93,048	+5	11	13,961
No	164,233	164,233	0	57,212	57,213	+1	11	13,961
<b>6 - Amend - Ad Valorem Tax Discount (Vote for 1)</b>								
Yes	164,233	164,233	0	131,324	131,329	+5	10	10,208
No	164,233	164,233	0	22,686	22,686	0	10	10,208
<b>County Ref - Children's Services (Vote for 1)</b>								
Yes	164,233	164,233	0	100,497	100,499	+2	10	11,581
No	164,233	164,233	0	52,144	52,143	-1	10	11,581