

# Voting System Post-Election Audit Report

County: Leon Date of Election: April 9, 2019

Type of Audit (check applicable box):  Manual  Automated Independent

Precinct Number(s): All precincts included in House District 7 special primary

Race (if Manual Audit): \_\_\_\_\_




- Overall accuracy of the audit:  
There were no discrepancies in the contest.
- Description of any problems or discrepancies encountered:  
N/A
- Likely cause of such problems or discrepancies:  
N/A
- Recommended corrective action with respect to avoiding or mitigating such circumstances in future elections:  
N/A

### Check applicable box and sign below:

We hereby certify that the report of the voting system audit performed for the election is accurate and that attached are precinct summary reports for each precinct audited.

We hereby certify that a voting system audit was not done because a manual recount was conducted under s. 102.166, Florida Statutes.

Signatures of County Canvassing Board members:

Judge J. Layne Smith		4/24/19
Printed Name	Signature	Date
Commissioner Nick Maddox		4/24/19
Printed Name	Signature	Date
Supervisor Mark S. Earley		4/24/19
Printed Name	Signature	Date

# Election Summary Report

Closed Primary

Leon

April 09, 2019

Summary for: All Contests, All Districts, All Counting Groups

Precincts Reported: 5 of 5 (100.00%)

Registered Voters: 393 of 2,017 (19.48%)

Ballots Cast: 393

## State Rep D7 (Vote for 1) REP

Precincts Reported: 5 of 5 (100.00%)

	Total	
Times Cast	393 / 2,017	19.48%
Undervotes	0	
Overvotes	0	

Candidate	Party	Total
Lynda Bell	REP	144
Virginia Fuller	REP	17
Jason Shoaf	REP	125
Mike Watkins	REP	107
Total Votes		393

Statement of Votes Cast by Geography  
Leon County, FL, Special Primary Election, Apr 9, 2019  
All Precincts, All Districts, All ScanStations, All Contests, All Boxes  
Total Ballots Cast: 393

Page: 1 of 1  
2019-04-24  
04:25:59

---

<b>Choice</b>	<b>Votes</b>	<b>Vote %</b>
---------------	--------------	---------------

---

**All Precincts**

**State Representative District 7/REP (Vote for 1)**

**393 ballots (0 over voted ballots, 0 overvotes, 0 blank voted)**

Lynda Bell	144	36.64%
Virginia Fuller	17	4.33%
Jason Shoaf	125	31.81%
Mike Watkins	107	27.23%
Total	393	100.00%